



WALLACE
PROPERTIES

330 112th Ave NE, Suite 200
Bellevue, WA 98004
425-455-9976
www.wallaceproperties.com



WASHINGTON PARK

1407 & 1417 116TH AVE NE | BELLEVUE, WA

FOR LEASING INFORMATION, PLEASE CONTACT:

Ann Bishop, MBA
Senior Vice President
bishop@wallaceproperties.com
206-229-7523

Tom Gockel
Vice President
tgockel@wallaceproperties.com
425-246-6479

WASHINGTON PARK

BELLEVUE OFFICE SPACE FOR LEASE

AVAILABLE:

BUILDING 1407 | SUITE 100: 6,618 RSF

BUILDING 1417 | SUITE 212: 944 RSF



FEATURES:

- LEASE TYPE: FULL SERVICE WITH BASE YEAR
- GREAT LOCATION IN AN OFFICE CAMPUS SETTING WITH EXCELLENT FREEWAY ACCESS
- IDEAL FOR GENERAL OFFICE OR PROFESSIONAL SERVICES INCLUDING MEDICAL
- FREE SURFACE PARKING AND RESERVED GARAGE PARKING AT \$75 PER STALL
- PARKING RATIO: 3.04/1,000, INCLUDING RESERVED PARKING. ADDITIONAL PARKING AVAILABLE FOR MEDICAL TENANTS
- WALK TO RESTAURANTS AND DOWNTOWN BELLEVUE AMENITIES



WASHINGTON PARK

BELLEVUE OFFICE SPACE FOR LEASE

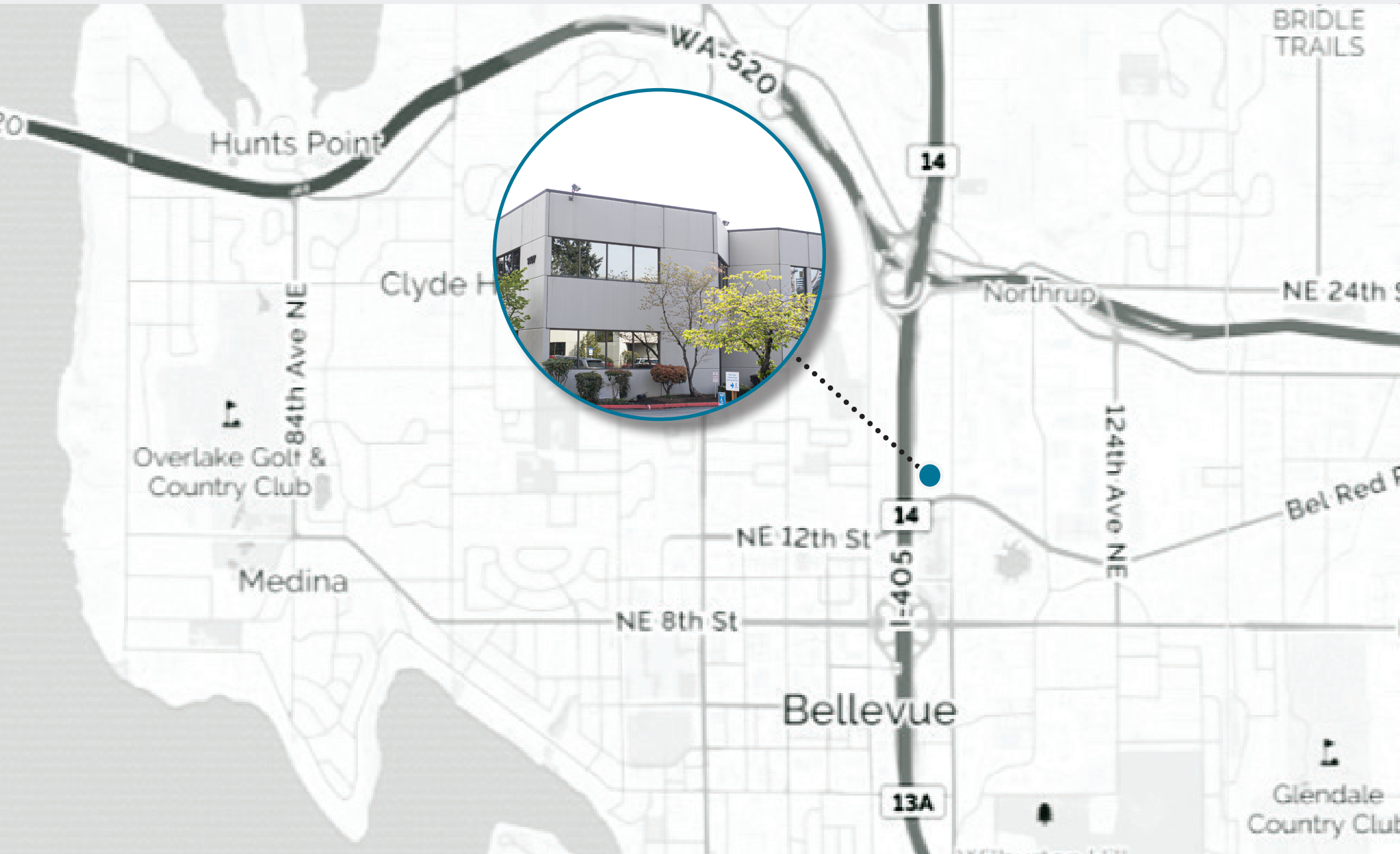


Ann Bishop, MBA
Senior Vice President
bishop@wallaceproperties.com
206-229-7523

Tom Gockel
Vice President
tgockel@wallaceproperties.com
425-246-6479

WASHINGTON PARK

BELLEVUE OFFICE SPACE FOR LEASE



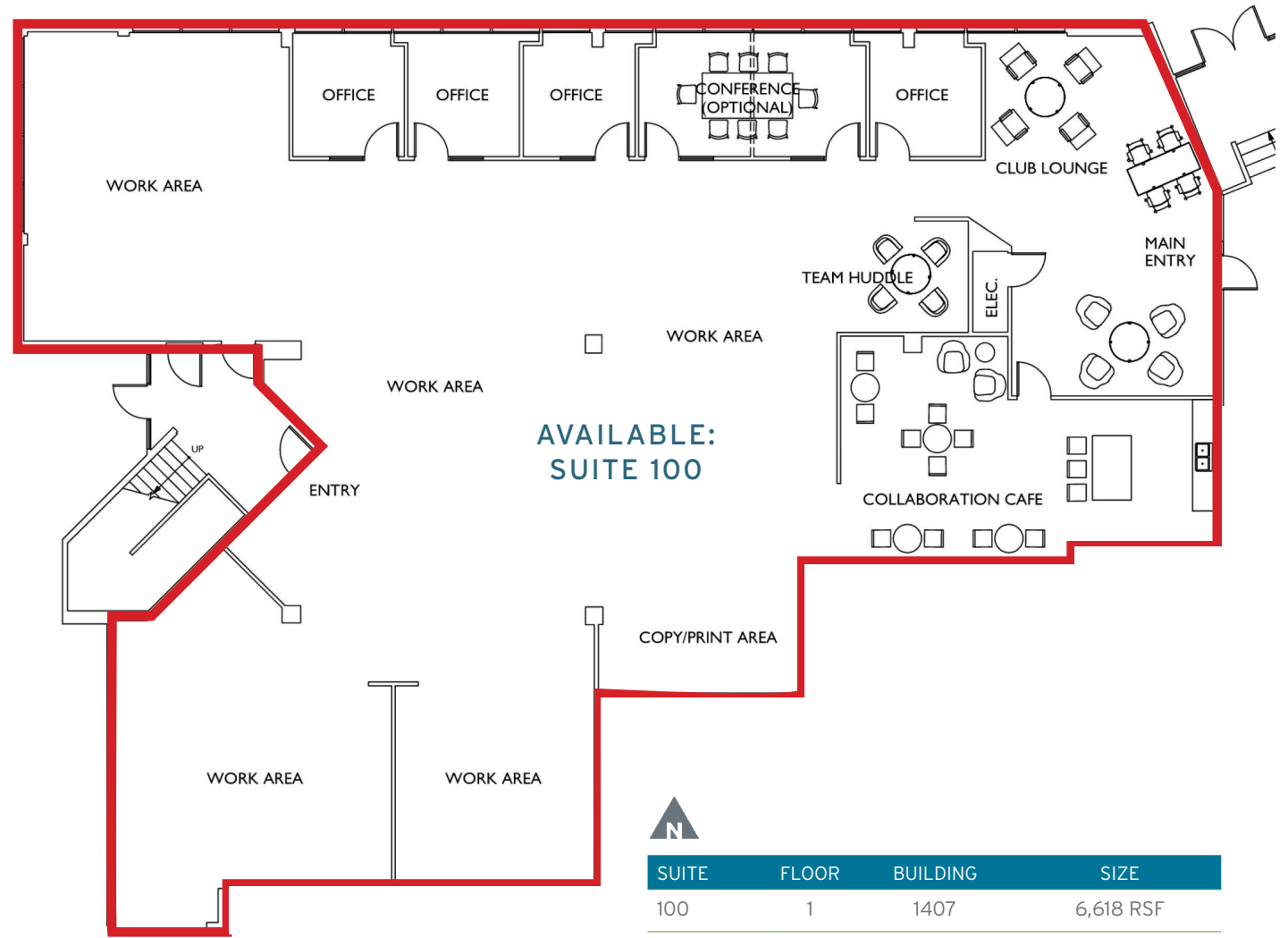
WASHINGTON PARK

BELLEVUE OFFICE SPACE FOR LEASE



WASHINGTON PARK

BELLEVUE OFFICE SPACE FOR LEASE



WASHINGTON PARK

BELLEVUE OFFICE SPACE FOR LEASE

